



Yemen Polling Center
المركز اليمني لقياس الرأي العام

Addressing Life Issues & Voicing Public Opinion



Law of Combating **Terrorism**

Involving Society in Legislation

October 29 , 2008

All rights reserved for Yemen polling center



Law of Combating Terrorism

Involving Society in Legislation

October 29, 2008

Prepared: Mohammed Addahri

Translated: Salem Alsafani

Yemen Polling Center

2nd apartment, 1st floor, al-Matary
building, Zubairy street. Sana'a,
Yemen.

Tel : + 967 279771

Fax : + 967 279772

E-mail: contact@yemenpolling.org

www.yemenpolling.org



Introduction,

Terrorism issue has been one of the most determining factors for the nature of political relations between countries over the last ten years and it has captured the same interest in most societies, if not all. In the Yemeni context, terrorism has been among the key gates to the country's regional and international relations, especially when it has a weak economic and political presence. It is not only the geographic location of Yemen, but also the social and cultural background that helped provide the suitable environment for external forces with regional intellectual extensions adopting terrorism as a method for dealing or expression rejection of the other. The survey conducted by the Yemen Polling Center this month (YPC) discusses terrorism from the legislative point of view. It has raised the different articles of Terrorism, Highway Robbery and Kidnapping draft law. Both highway robbery and kidnapping are considered terrorist operation in this draft law. The survey seeks to investigate the opinions of Yemeni society from these issues and the possibility for devising a law that could help bring security and stability nationally and internationally.

Through presenting the results of this survey, we, in YPC, wish that the concerned and decision-taking authorities, particularly parliament, will benefit from it and reflect the tendencies of the society towards this phenomenon which has been damaging to every individual, irrespective of feeling or not feeling these effects.

About the project, and this survey

Law of Combating Terrorism
Involving Society in Legislation





The project..

Project Objectives:

The project objectives can be summarized as follows:

- To give a better chance for members of parliament, specialists and civil society representatives to exchange ideas, plans and opinions so that they can arrive at common stances that strengthen the quality and efficiency of draft laws.
- To partner MPs, Specialists, and civil society representatives in the pre-evaluation and follow up of the draft law directly relating to citizens in order to develop and improve the draft law spirit when discussed by parliament.
- To collect as much proposals, opinions and ideas as possible from people other than MPs about any draft law concerning citizens' general interest.
- To provide the members of the specialized committees at parliament with information that measures the citizens' understanding of draft laws and their ideas about them, so that they can avoid passive points and shortfalls.
- To make a public stance that serves the law, legislations and the interest of Yemeni citizens.
- To introduce a new technique on how to enrich, evaluate and made follow-up of draft laws, together with doing away with traditional method followed by parliament during discussion of these draft laws.
- To highlight the importance of the collective societal work when drafting and discussing the different legislations as well as raising the legal awareness among those interested.
- To create a societal partnership to enrich the draft laws, which take into consideration the general interest of citizens.

Project components:



Focus Groups

YPC will organize eight focus groups, each one discusses a different draft law, and each group will include members of specialized committees at parliament and specialists in the field of the discussed draft law as well as civil society representatives.

Public Opinion Polls

The center will implement eight polls; each one will come after ending a focus group. The poll will be based on the results reached by the participants in focus groups which they think can help develop the project.

Each poll will target 400 respondents of both sexes selected carefully and through scientific methods.

Collection and Announcement of Results

YPC will collect the poll results which are distributed to participants in an open seminar called for by the center.

Open Seminar

Meant for announcing results, the center will hold an open seminar to which the members of specialized committees at parliament, specialists and civil society representatives are called.

Project activities

The YPC will be tasked with organizing and financing the different activities of the project within the defined period of the current parliamentary rounds. The center will coordinate with the concerned officials in parliament to decide upon the draft laws tabled for discussion. The activities are as follows:

Coordinating with concerned officials at parliament to decide upon the draft laws under discussion.

Arranging the draft laws and distributing them to focus groups in accordance with their importance and time schedule of discussion.

Naming the participants in Focus Groups and contacting them as well as deciding the time.

Recording and documenting the different discussions of Focus Groups.

The participants will record the most important ideas to be included in the questionnaire form.

Preparing and printing the questionnaire forms and training field researchers.



Collecting the results of fox groups discussions, printing these results and distributing them to the participants in the open seminar.

Distributing the results to media outlets and publishing them on the YPC website.



The survey..

The aims of the survey (poll)

- The aim of this survey is to know how the Yemeni society is aware of the law of combating terrorism and Abduction. As well the definitions of the law drafts and the penalties which are suggested.
- Here are the purposes of the poll specified as it follows,
- The position of terrorism knowledge and the concern of the Yemeni society.
- How much they know about terrorism and what it means to them.
- The society's attitude toward the law of terrorism.
- What is terrorism in the prospective of the society?
- The opinion of the society about what include about the law of terrorism.

The study society:

This poll aim's to cover the entire society based on a scientific design to represent the Yemeni society on the basis of demographic and geographic.

As well a lot of efforts have been done to paraphrase the draft laws to suit into questions as much as possible clearly and in an understandable way, which will not affect the decision of the interviewees such as explaining the questioners or giving any kind of hints .as well we try to keep the contain of the draft law as it is.

Survey result





The characteristics of the sample

Gender and governorates

This sample consists of 400 individuals' (case) .where the men formed 50.75% against 49.25 for women, distributed in 7 governorates. As it shown below in the table, Sana'a city, Aden, Taiz, Hadramout, Marib, Sa'dah, dale'e.

Where the interviewees in Sana'a city formed 25.25%, Aden 8.25, Taiz 32.75, Hadramout 14.25, marib 3.25, SA'dah 9.75, and dale'e. 6.5.

Educational background

In table three it shows that majority of the interviewees are Bachelor holders. Where they formed 28% followed with the high school gradutors where they formed 24.75. and the Primary gradutors where they formed 13%.

Age category

The majority of the youth were the dominators of this poll comparing to the demographic features .where the youth formed of the age of 18 to 20 formed of 15.75, 21 to 24 formed of 15.25, the the category of 25 to 29 formed 21.5 then 30 to 34 formed 14.5, finally the rest of the age category formed 33%.

Table(1): Gender

Gender	frequency	percentage
Male	203	50.75
Female	197	49.25
Total	400	100

Table(2): the governorates

the governorates	frequency	percentage
Sana'a city	101	25.25
Aden	33	8.25
Taiz	131	32.75
Hadramawt	57	14.25
Marib	13	3.25
Sa'dah	39	9.75
Aldale'e	26	6.5
Total	400	100

Professional status

45% of the interviewees have perennial jobs and they earn money of it. Where 55% have no job at all.

As it shown in table (6) with more detailed information .where 17.75% own a full time job .where

9.5 % own a part time job. Where 16.75% own personal job. On the other hand where the women formed of the highest percentage of unemployment with a percentage of 28% of the interviewees.

Table (3) Educational background

Answer	frequency	percentage
Illiterate ,can't read	38	9.5
Can read ,and write	24	6
Primary School	28	7
preparatory	52	13
high school	99	24.75
Higher than high school, not university	38	9.5
University	112	28
Higher than University	9	2.25
Total	400	100

Table (4) Age category

Age category	frequency	percentage
18to 20 years	63	15.75
21to 24 years	61	15.25
25to 29 years	86	21.5
30to 34 years	58	14.5
35to 39 years	47	11.75
40to 45 years	41	10.25
46to 51 years	20	5
Over 51 years	24	6
Total	400	100

Table (5) do you have a job?

Answer	frequency	percentage
Have a job	180	45
jobless	220	55
Total	400	100

Table (6) Professional status, or why don't you work?

Professional status	frequency	percentage
Full time job	71	17.75
Part time job	38	9.5
Pensioner and employed	4	1
Pensioner not employed	9	2.25
Personal business	67	16.75
unemployed	37	9.25
Student(not working)	62	15.5
House wife(not working)	112	28
Total	400	100



Income average

The financial status decides the attitude of the family, and to tell how the category is precise. Of the table 7 where majority of the interviewees said that their monthly income is on the first category.

Where the interviewees of those who earn less than 20 thousand Y.R formed of 7.75% and in the category of 20 to 25 thousand Y.R formed of 10.25%, then in the category of 26 to 31 thousand Y.R the interviewees increased where they formed 13.5% in the same percentage in the category of 32 to 37 thousand Y.R and the category of 38 to 43 thousand Y.R. Where the income increase the number of the interviewees decreased.

Table (7) Income average

Income average	frequency	percentage
32to 37 thousand Y.R	55	13.75
26to 31thousand Y.R	54	13.5
38to 43 thousand Y.R	52	13
20to 25 thousand Y.R	41	10.25
50to 55 thousand Y.R	41	10.25
Less than 20 thousand	31	7.75
44to 49 thousand Y.R	28	7
80to 100 thousand Y.R	26	6.5
68to 73 thousand Y.R	18	4.5
56to 61 thousand Y.R	16	4
62to 67 thousand Y.R	13	3.25
74to 79 thousand Y.R	11	2.75
110to 150 thousand Y.R	5	1.25
More than200 thousand	5	1.25
160to200 thousand Y.R	4	1
Total	400	100



General view about terrorism

Sequence of fear

When the interviewees have been asked about the major problem that is facing Yemen their answers were focused on the economical background of Yemen, and they rate security and terrorism as the fifth and the sixth in the table 8 shown. It was the choice of the interviewees without reading the options for them as we required from the interviewers to choose the first respond chosen by the interviewees.

According to the table the High cost of living, poverty, the economical background of Yemen in general, and unemployment considered being the major problems that are facing Yemen. Then followed by the terrorism, corruption, spreading of weapons, the absence of the COUNTRY'S PRESTIGE, and finally the an effectiveness of law .in there were no difference when they have been asked about the second problem that Yemen is facing

Table (8) what is the major problem facing Yemen

problem	frequency	percentage
High cost of living	92	23
Poverty	82	20.5
Economy	55	13.75
unemployment	40	10
Security/terrorism	30	7.5
corruption	25	6.25
Spreading of weapons	24	6
The absence of the sate prestige	16	4
Ineffectiveness of law/judiciary	11	2.75
education	6	1.5
Water	6	1.5
Health	4	1
Bad public services	3	0.75
Roads	3	0.75
Other	2	0.5
Youth future	1	0.25
Total	400	100

Table (9) what is the second major problem facing Yemen

problem	frequency	percentage
High cost of living	72	18
Poverty	65	16.25
corruption	49	12.25
unemployment	47	11.75
Economy	31	7.75
Water	27	6.75
Security/terrorism	21	5.25
Youth future	17	4.25



their option remain the same where they focused on the economical statues of Yemen .as well on the basis of the governorates the respond were almost the same except in sada were the people seem that been affected of the recent events that their city has witnessed of four years ,which affect their responds option, where they choose that insecurity is the major problem of Yemen with a percentage of more than 30% ,followed by the spreading of weapons according to 28% of the respondents.

The meaning of terrorism

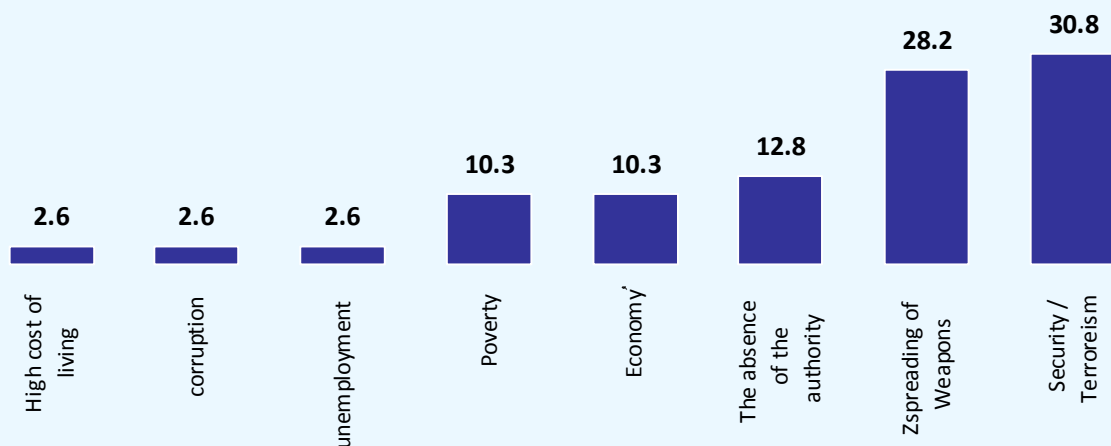
When we heard the word “terrorism” it’s obviously means violence in any how as it shown in table 10, which includes the summery of answers of the respondents when they heard the word “terrorism”.

Despite the decreasing num-

Table (10) When you hear the word terrorism, what is the first Nothing comes to your mind

Answers	frequency	percentage
Murder / subversion / targeting innocent / explosions / assassination / violence	169	42.25
Concern / fear / insecurity	56	14
Nothing comes to my mind	36	9
Extremist groups	23	5.75
Terrorism, religious / political / intellectual / failure / understanding of religion is wrong extremism	21	5.25
Did not know	21	5.25
U.S. charges against Islam and Muslims	17	4.25
Lawlessness / target State	15	3.75
Houthi / Saada war	8	2
Suicide bombing	8	2
I have not heard the word terrorism	7	1.75
Osama bin Laden and al-Qaeda	7	1.75
Arms	4	1
Injustice / absence of law / corruption / lenient with criminals	3	0.75
Refused to answer	3	0.75
Political charges	2	0.5
Total	400	100.0

(FIGURE 1) the biggest problems facing Yemen, according to the respondents, in Saada





ber of those who think that there is terrorism using NO WEAPONS. On the other majority of the interviewees considered terrorism as a political issue hidden in the name of religion.

94% of the interviewees as it shown in the first table support that should be a law of combatting terrorism.

With a percentage of 75 confirm that they are concern about terrorism in Yemen as it shown in table 12. againes 16.5% of the interviewees are sometimes concern.

The rate falls down to 70% to those who believe that the people are ready to corporate for combating terrorism. Against 21.5% of the interviewees said that a little will corporate for combating terrorism.

Of table 2 we can notice that the minority think that less people are willing to corporate for

Table (11) Do you support that there should be a law against terrorism in Yemen

Answers	frequency	percentage
YES	374	93.5
NO	14	3.5
Don't know	10	2.5
Refused	2	0.5
Total	400	100

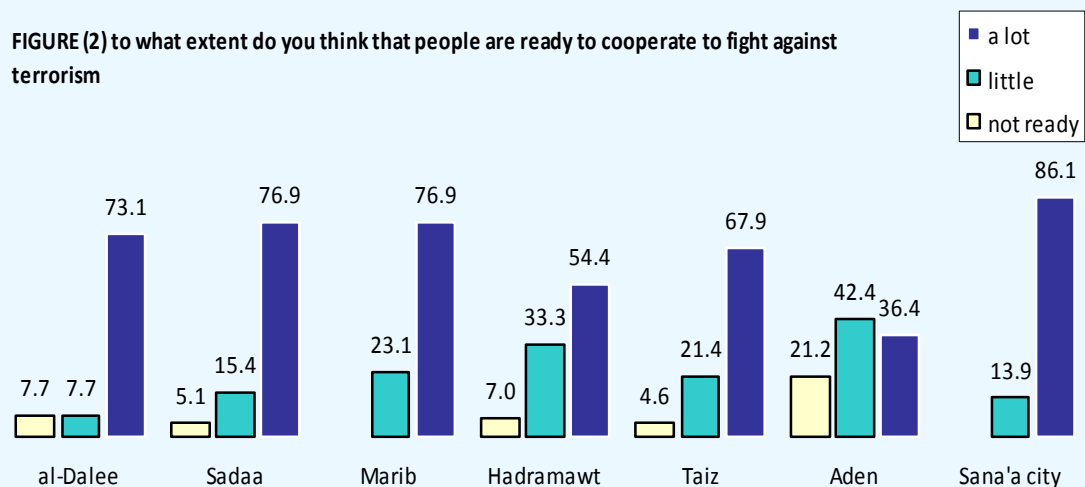
Table (12) Do you feel concerned by terrorism in Yemen

Answers	frequency	percentage
Yes	300	75
Sometimes	66	16.5
Not concerned	25	6.25
Don't know	7	1.75
Refused	2	0.5
Total	400	100

Table (13) to what extent do you think that people are ready to cooperate to fight against terrorism

Answers	frequency	percentage
Often	278	69.5
A little	86	21.5
Not ready	21	5.25
Don't know	14	3.5
Refused	1	0.25
Total	400	100

FIGURE (2) to what extent do you think that people are ready to cooperate to fight against terrorism





combating terrorism and these was in Aden, Taiz, and Hadramawt governorates. On the other hand the others said particularly in the governorates which recently witnessed violence and terrorist actions.



Draft of law

Definitions related to terrorism

The draft law includes some actions that can be considered as a terrorist actions .for that we asked the interviewees, if they agree over it to be considered as terrorist actions or they disagree.

As it shown most of the definitions considered to be as terrorist actions from the prospective of the interviewees. The decreasing of the agreement to consider some part of these definitions to be as a terrorist actions, against those who agree somewhat was increased. Where this change occur after a complete support for the definitions to a somewhat support which is clear on table 14.where they consider robbing public and private properties by force as a terrorist actions with 80% of the interviewees ,against 11.5% somewhat agreed .where 9%of the interviewees disagree to consider such an action as a interviewees. On the other hand the number of the supporters of

Table (14) plunder of public or private property by force

Answers	frequency	percentage
Agree Strongly	316	79
Agree Some-what	46	11.5
Disagree Some-what	14	3.5
Disagree Strongly	22	5.5
Don't know	2	0.5
Total	400	100

Table (15): Running of Infrastructures and public properties

options	frequency	percentage
Agree	328	82
Agree Some-what	41	10.25
Disagree Some-what	12	3
Disagree	16	4
Don't know	3	0.75
Total	400	100

Table (16) Attacking or bombing or arson in the facilities or public facilities or populations

options	frequency	percentage
Agree	366	91.5
Agree Some-what	20	5
Disagree Some-what	5	1.25
Disagree	8	2
Don't know	1	0.25
Total	400	100



considering ruining roads, electricity network, oil pipes, and any public properties as a terrorist actions with 82% of the interviewees. Table 16 the supporters' numbers have increased to consider any bombing, setting fire in the public private utilities, and inhabited places. As a terrorist actions with 91.5% of the interviewees.

As well the majority support that attacking any embassies, tourists, and any foreign interests as terrorist actions .so far they add attacking any representative companies ,investment projects ,or using any chemical and biological substance or any other fatal substance against people ,or attacking any means of transportation ,to be consider as a terrorist actions.

After revising the tables of the answers according to the governorates .there weren't a big difference of what the people believe and think just a bit different were notice. As well the awareness of the people was the main factor particularly among women of the remote places and the country sides.

In general the supporting of women were high as it shown in table 1 more than men .but the obstacle were for the women was their illiteracy to understand some terms such as ,organization, and sect etc.....

Table (17) Attacking or bombings aimed at embassies or missions or foreign companies

Answers	frequency	percentage
Agree Strongly	355	88.75
Agree Some-what	26	6.5
Disagree Some-what	5	1.25
Disagree Strongly	12	3
Don't know	2	0.5
Total	400	100

Table (18) Attacking or bombing targeted the offices of companies or investment projects Yemeni

Answers	frequency	percentage
Agree Strongly	353	88.25
Agree Some-what	31	7.75
Disagree Some-what	6	1.5
Disagree Strongly	8	2
Don't know	2	0.5
Total	400	100

Table (19) Use of biological, chemical or other toxic substances in any way against people

Answers	frequency	percentage
Agree Strongly	336	84
Agree Some-what	31	7.75
Disagree Some-what	11	2.75
Disagree Strongly	13	3.25
Don't know	9	2.25
Total	400	100

Table (20) The attack on air transport, sea and land

Answers	frequency	percentage
Agree Strongly	342	85.5
Agree Some-what	30	7.5
Disagree Some-what	14	3.5
Disagree Strongly	12	3
Don't know	1	0.25
Refused	1	0.25
Total	400	100



Then the supporting decreased when it start being a local matter such as kidnapping or detain them as hostages whether they are Yemenis or non-Yemenis. Where 74.5% of the interviewees agreed to consider such an actions, as a terrorist actions. On the other hand of 15% of the interviewees prefer not to declare what they think. In table 22 the percentage has decreased of the supporter to 66% about the Insurrection among the people against the state authority and a 19% of the interviewees somewhat agreed, and the disagreement reached to 14.5% of the interviewees. We ignored a law draft about Insurrection.

As well this applied over the attempt of distributing weapons to a sector of sect to attack another sect. where 72.5% of the interviewees consider it as a terrorist actions .supporting by 17% of the interviewees, when they somewhat agreed. Further the percentage increased of opposing to use the Yemeni soil for any terrorist attack preparation against any country with a percentage of 81%.where 70% consider calling people upon joining any terrorism group, as well of 18.5% of the interviewees somewhat agreed to be consider as a terrorist actions, and almost of 10% of the interviewees refused to be consider as a terrorist actions.

Table (21) Abuse or abduction of persons held hostage

Answers	frequency	percentage
Agree Strongly	298	74.5
Agree Some-what	59	14.75
Disagree Some-what	23	5.75
Disagree Strongly	16	4
Don't know	2	0.5
Refused	2	0.5
Total	400	100

Table (22) Proceed to instigate an armed revolt among the people against the authorities of the State

Answers	frequency	percentage
Agree Strongly	263	65.75
Agree Some-what	75	18.75
Disagree Some-what	31	7.75
Disagree Strongly	27	6.75
Don't know	4	1
Total	400	100

Table (23) Attempting to distribute weapons to a range of the population, or be invited to a campaign to use against the war or other sec

Answers	frequency	percentage
Agree Strongly	290	72.5
Agree Some-what	67	16.75
Disagree Some-what	21	5.25
Disagree Strongly	18	4.5
Don't know	2	0.5
Refused	2	0.5
Total	400	100

Table (42): using the Yemeni soil for preparing to attack another country

Answers	frequency	percentage
Agree Strongly	323	80.75
Agree Some-what	37	9.25
Disagree Some-what	17	4.25
Disagree Strongly	18	4.5
Don't know	5	1.25
Total	400	100



On the other hand the percentage decreased of the complete agreement to 61.5% to consider distributing tapes and brochures', which includes urging people for violence to be consider as a terrorist actions as it shown in table 27 which considered to be the minimum supporting .where the percentage increased of those who are not sure of their choice to 21%, and a 17% refused to be consider as a terrorist actions.

This related to the knowledge of the people of the meaning of terrorism .where they related terrorism to violence and bombing. On the other hand others prospect terrorism can be formed as a political and ideological norm. Or using different things rather than weapons.

For that the attitude of the interviewees have changed when the question been asked in a different way and relating it to distributing tapes and brochures' where this action can't be a terrorist action even if it is just an attempt .as well a 70% of the interviewees completely agreed what the international conventions that Yemen has signed on it to and includes to be a terrorist action.

Where the interviewee's attitude related to because Yemen has signed these conventions not because of what it includes. As the interviewers observed the

Table (25) Inviting people to join the terrorist organization, even if rejected

Answers	frequency	percentage
Agree Strongly	276	69
Agree Some-what	74	18.5
Disagree Some-what	24	6
Disagree Strongly	15	3.75
Don't know	7	1.75
Refused	4	1
Total	400	100

Table (26) To call people or a person to commit a crime if it does not accept the call

Answers	frequency	percentage
Agree Strongly	260	65
Agree Some-what	75	18.75
Disagree Some-what	33	8.25
Disagree Strongly	21	5.25
Don't know	9	2.25
Refused	2	0.5
Total	400	100

Table (27) Publication or distribution of tapes containing incitement to violence

Answers	frequency	percentage
Agree Strongly	246	61.5
Agree Some-what	83	20.75
Disagree Some-what	36	9
Disagree Strongly	27	6.75
Don't know	5	1.25
Refused	3	0.75
Total	400	100

Table (28) Attempting to distribute leaflets or tapes include a call to commit one or more of the terrorist crimes

Answers	frequency	percentage
Agree Strongly	288	72
Agree Some-what	61	15.25
Disagree Some-what	24	6
Disagree Strongly	19	4.75
Don't know	7	1.75
Refused	1	0.25
Total	400	100



interviewees reactions and comments.

Generally speaking the knowledge of people about the details of terrorism and combating it is very limited. Where the knowledge of the people limited to what the media covers and presents.

Penalties and procedures

Concerning penalties, the interviewees chose execution with a percentage of 67.5% for those who led a gang of kidnapping or robbing private or public properties by force. Where 15% chose a life sentence. As it shown in table 30.

Where 44% of the interviewees chose for the one who participate a penalty of execution, and a 21% of the interviewees chose a life sentence, and a 16.25% of the interviewees chose a 10 to 20 years in jail.

50% of the interviewees prefer that both Yemenis and non-Yemenis should be treated as well.

Where the interviewees chose that the non-Yemeni who did such an action in Yemen should try to the Yemenis courts. Where a 10% of the interviewees chose that he should expel out of Yemen for good. On the other hand a 24% of the interviewees chose that he should be suit according to the law of Yemen, and

Table (29) Any act or activity banned by the international conventions signed by Yemen and related to terrorism

Answers	frequency	percentage
Agree Strongly	277	69.25
Agree Some-what	50	12.5
Disagree Some-what	33	8.25
Disagree Strongly	27	6.75
Don't know	13	3.25
Total	400	100

Table(30) What is the punishment they seemed appropriate for the kidnap gang leader or Intermittency or looting of state property or people by force

penalties	frequency	percentage
execution	270	67.5
life sentence	59	14.75
10to 20 years in jail	28	7
Less than10 years in jail	4	1
other	35	8.75
Don't know	3	0.75
Refused	1	0.25
Total	400	100

Table(31) What punishment they seemed appropriate for those involved with a gang of kidnapping and armed interception or looting of public or private property by force

penalties	frequency	percentage
execution	176	44
life sentence	84	21
10to 20 years in jail	65	16.25
Less than10 years in jail	36	9
other	34	8.5
Don't know	4	1
Refused	1	0.25
Total	400	100



to be expelled for good. Further a 14.25% of the interviewees chose that he should submit to his country.

Table 3 shows the attitude of the interviewees about the procedures that the authority should follow about the how to deal with kidnapers .where a 47% of the interviewees prefer that the authority should negotiate with the kidnapers initially. Then force to be used. On the other hand a 24% of the interviewees chose that military force should be use without negotiation, and a 14%of the interviewees chose that negotiation is the best policy with them. As well 9.25 of the interviewees chose that

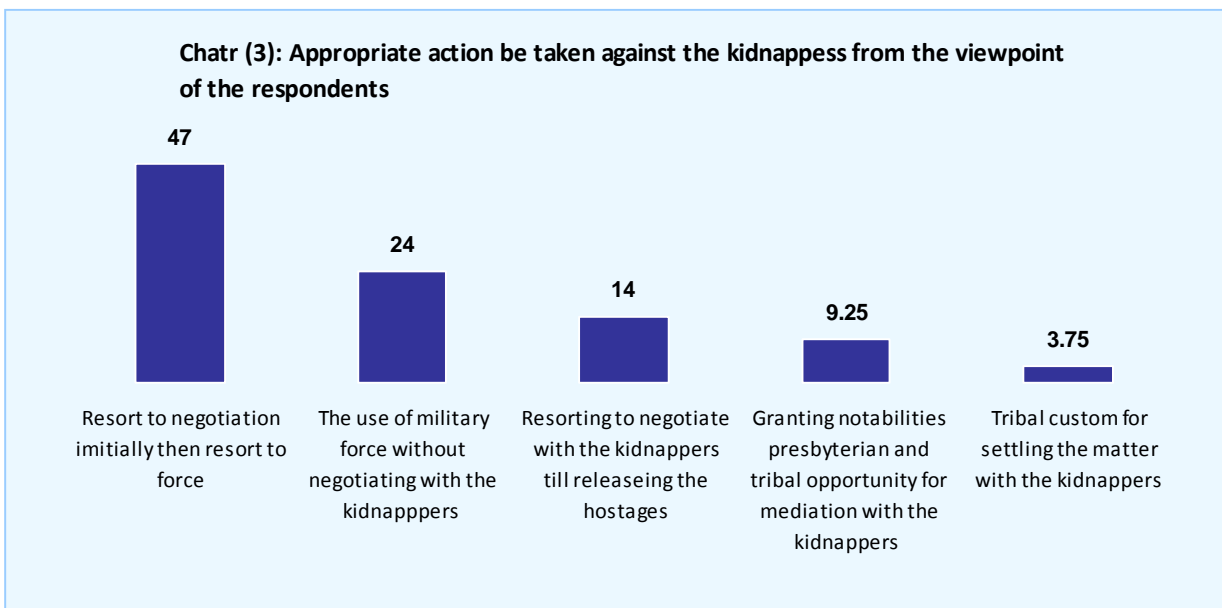
The leaders of the tribes and the distinguished individuals should given the chance to solve this problem.

Political and intellectual terrorism:

The law draft didn't mention a lots of violence actions (unarmed actions), and we put

Table(32) If the terrorist act was carried out in Yemen by a non-Yemeni

Answers	frequency	percentage
try to the Yemenis courts	196	49
expel out of Yemen for good	40	10
Bothe penalties	96	24
Submit to his country.	57	14.25
Others	6	1.5
Don't know	5	1.25
Total	400	100





forward a number of questions to the respondents in this regard.

In table 4 a percentage of 34.5% of the interviewees are satisfied that terrorism means violence where force used. On the other hand a 60% of the interviewees that there are a different kind of terrorism. For that a 43.5% of the interviewees are sure that urging against one another to be a kind of terrorism because of their beliefs and affiliations, as it shown in table 33. On the other hand a 20.5% believe to some extent that to be considered as a kind of terrorism and a 32.5% of the researchers disagree to be a kind of terrorism.

A 58.5% of the interviewees as the use of any person or persons to religious authority, political or tribal in any way to the confiscation of civil rights guar-

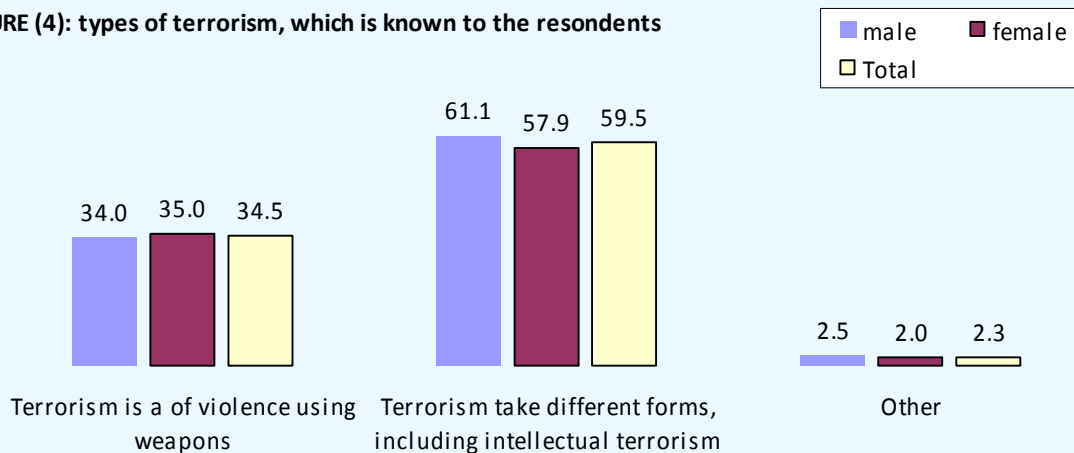
Table(33) Is incitement against a person or group of persons because of their ideas or beliefs and their opinions is a terrorist act

Answers	frequency	percentage
Agree Strongly	174	43.5
Agree Some-what	82	20.5
Disagree Some-what	67	16.75
Disagree Strongly	63	15.75
Don't know	14	3.5
Total	400	100

Table(34) use of any person or persons to religious authority, political or tribal in any way to the confiscation of civil rights guaranteed to a person or group under any justification,

Answers	frequency	percentage
Agree Strongly	234	58.5
Agree Some-what	75	18.75
Disagree Some-what	27	6.75
Disagree Strongly	51	12.75
Don't know	13	3.25
Total	400	100

FIGURE (4): types of terrorism, which is known to the resonndents





anted to a person or group under any justification, is a terrorist act. This is supported to some extent, 18.75 per cent opposed to nearly 20 per cent of the respondents, and not 47.5 per cent of the respondents consider pursuing one or more persons because of their political affiliation terrorism, and to some extent 18.75 per cent. Compared to 32 per cent opposed. The high proportion of support among respondents, nearly 50 per cent as people hunt because of their sectarian terrorism, as in Table 36 and supported to some extent 17.25, compared with 31.75 per cent opposed.

Table(35) Chase one or more persons because of their political affiliation

Answers	frequency	percentage
Agree Strongly	190	47.5
Agree Some-what	75	18.75
Disagree Some-what	48	12
Disagree Strongly	80	20
Don't know	7	1.75
Total	400	100

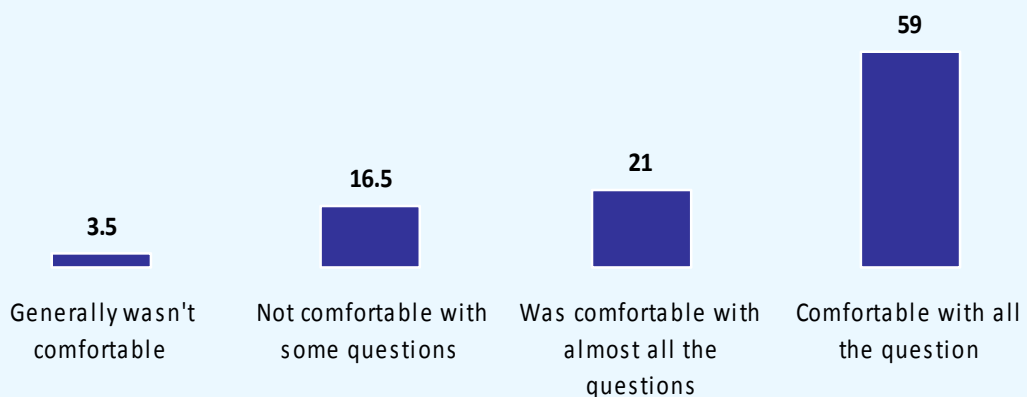
Table(36) is chasing people or groups because of their sectarian consider as a terrorism

Answers	frequency	percentage
Agree Strongly	198	49.5
Agree Some-what	69	17.25
Disagree Some-what	48	12
Disagree Strongly	79	19.75
Don't know	6	1.5
Total	400	100

Position of the interview:

According to an evaluation of researchers in the field, the 59 per cent of respondents were comfortable with all the questions, 21 per cent were satisfied with most of the questions compared to 16.5 per cent was not satisfied with some questions, and 3.5 per cent was not satisfied with the interview in general

FIGURE (5): the interviews attitude toward the interview



The End